
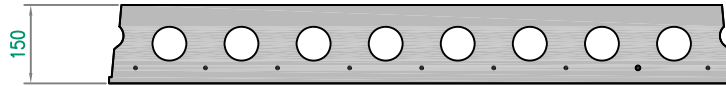


HOLLOWCORE FLOORS - UNIT PROFILES

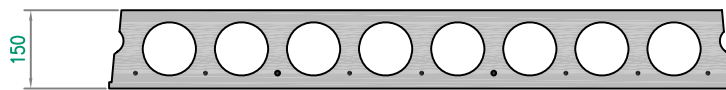
100MM SLAB



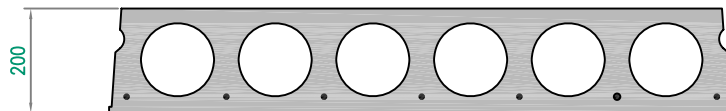
150MM DEEP SOUND:



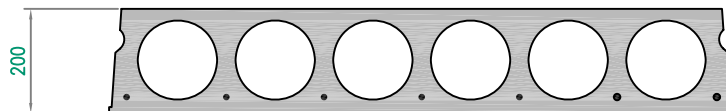
150MM DEEP STANDARD:



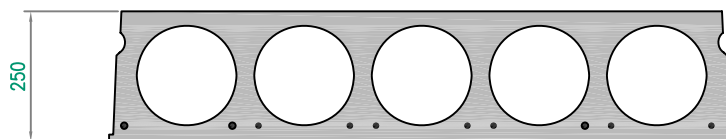
200MM DEEP SOUND:



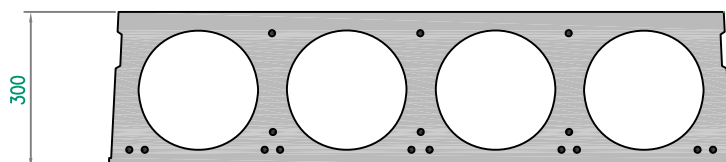
200MM DEEP:



250MM DEEP:



300MM DEEP:



SLAB PROFILES ARE NOMINAL 1200MM WIDTH

for further technical details please contact Rhino Precast design department